

C D Walk/Intermediate Gait/Lope

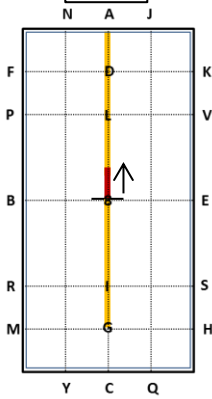
Test 1 Page 1

Walk — Working Walk - W Free Walk- F **Stop**

Intermediate Gait — **Back**

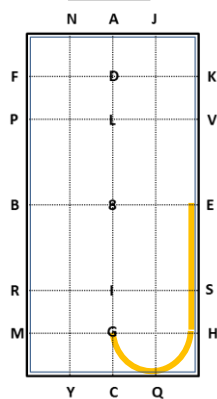
Lope — Working Lope- W

#1



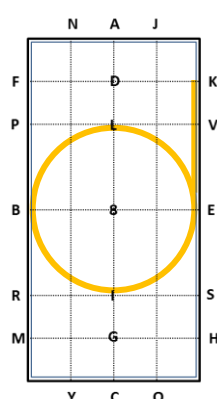
A. Enter Intermediate Gait.
8 Stop. Back 4-6 steps. Salute.
Proceed Intermediate Gait.

#2



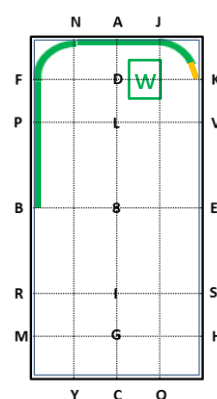
C. Turn Left.

#3



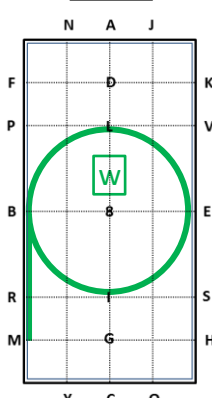
E. 20 M circle Left
Intermediate Gait.
Continue to K.

#4



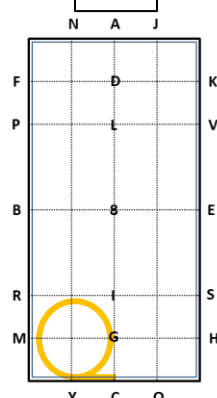
Between K- J.
Transition to Working
Lope Left lead.

#5



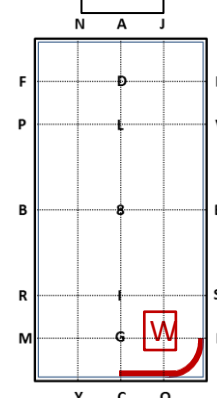
B. 20 M circle Left
Working Lope.
Continue to M

#6



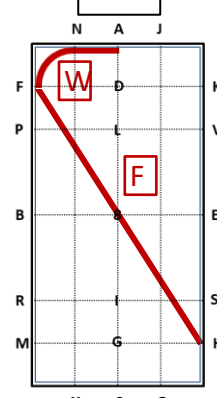
M. 10 M circle Left
Intermediate Gait.
Continue to C.

#7



C. Working Walk

#8



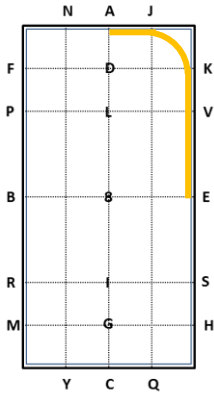
H-8-F. Change
direction Free Walk.
F. Working Walk.

C D Walk/Intermediate Gait/Lope

Test 1 Page 2

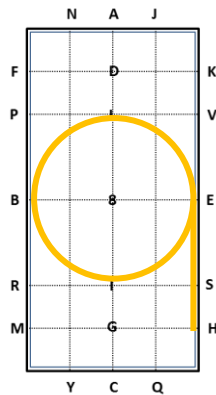
Walk — Working Walk - W Free Walk- F Stop —
Intermediate Gait — Back ↑
Lope — Working Lope- W

#9



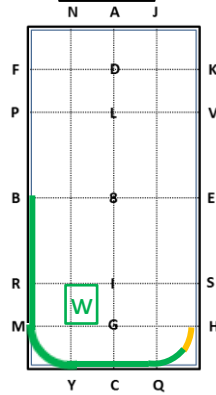
A. Intermediate Gait.

#10



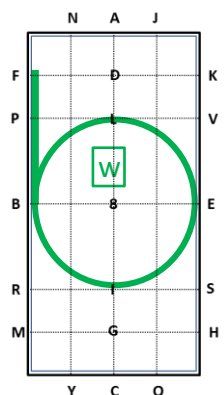
E. 20 M circle Right Intermediate Gait. Continue to H.

#11



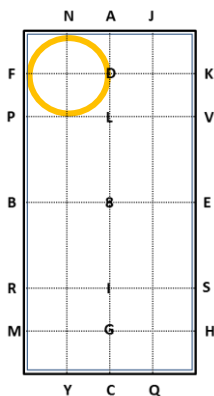
Between H-Q. Transition to Working Lope Right lead.

#12



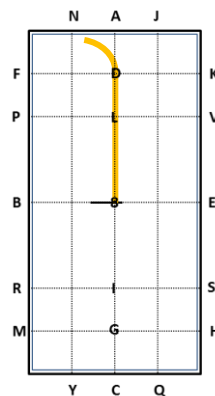
B. 20 M circle Right Working Lope. Continue to F

#13



F. 10 M circle Right Intermediate Gait. Continue to A.

#14



A. Turn down centerline. 8. Stop. Salute.