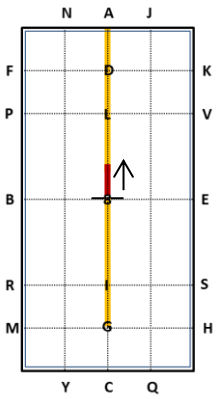


C D Walk/Intermediate Gait/Lope

Test 3 Page 1

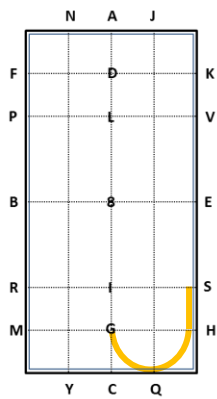
Walk —	Working Walk - W —	Free Walk- F —	Stop —
Intermediate Gait —			Back ↑
Lope —	Working Lope- W —	Turn on F & H ↷	

#1



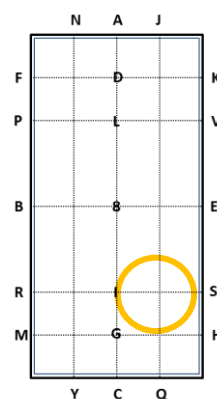
A. Enter Intermediate Gait.
8. Stop. Back 4-6 steps. Salute.
Proceed Intermediate Gait.

#2



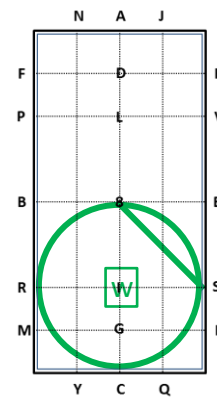
C. Turn Left.

#3



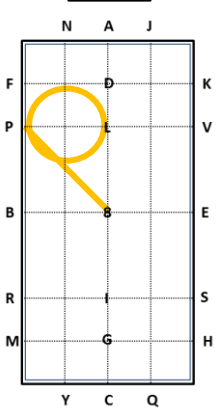
S. 10 M circle Left
Intermediate Gait.

#4



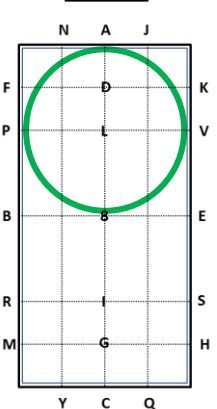
S. 20 M circle Left lead
Working Lope.
S-8. Working Lope.

#5



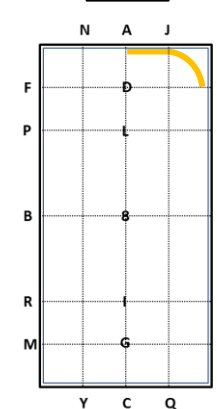
8-P. Intermediate Gait.
P. 10 M circle Right.

#6



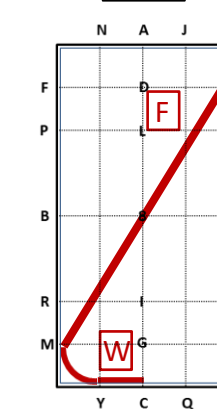
P. 20 M circle Right
lead Working Lope.
Continue to A.

#7



Between A-K.
Intermediate gait.

#8

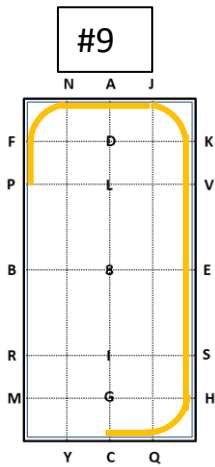


K-8-M. Change
direction Free Walk.
M. Working Walk.

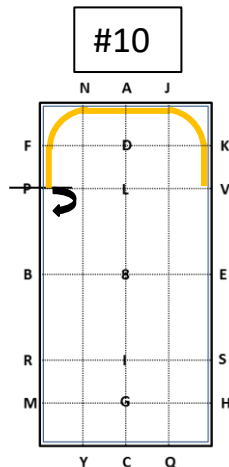
C D Walk/Intermediate Gait/Lope

Test 3 Page 2

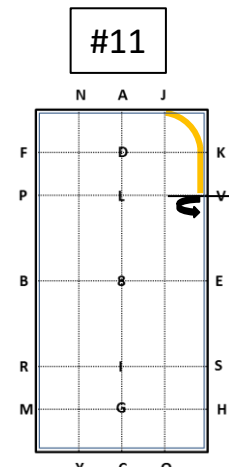
Walk —	Working Walk - W —	Free Walk- F —	Stop —
Intermediate Gait —			Back ↑
Lope —	Working Lope- W —	Turn on F & H ↷	



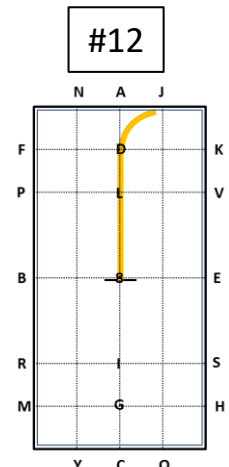
C.
Intermediate
Gait.



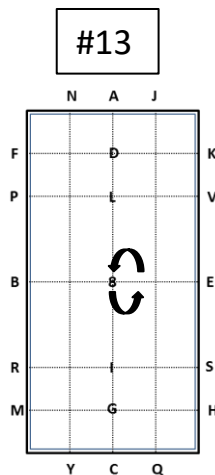
P. Stop. Half Turn on
Forehand Left.
Proceed Intermediate
Gait.



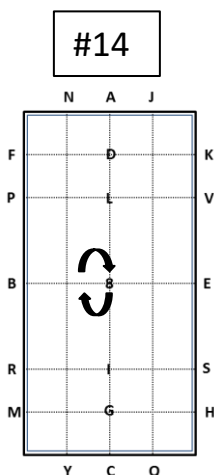
V. Stop. Half Turn on
Forehand Right.
Proceed
Intermediate Gait.



A. Turn down
centerline.
8. Stop.



8. Full Turn on
Haunches Left.
Release Rein.



8. Pick up Fresh Rein.
8. Full Turn on Haunches
Right. Stop. Salute.