

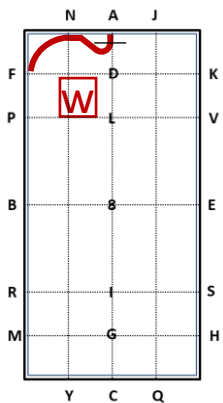
Cowboy Dressage™ Horsemanship Walk, Walk, Test 1				NO.	
<u>PURPOSE</u> To introduce the rider and/or horse to Cowboy Dressage. To show an understanding of the basic gaits and geometry while riding the horse with soft feel and harmony.		<u>REQUIREMENTS</u> Working Walk Stop Free Walk Back Reverse at Walk		<u>CONDITIONS</u> Arena: Cowboy Dressage 20m x 40 M Average Time: 1:45 Maximum Possible Points: 170	
		TEST	DIRECTIVE IDEAS	POINTS	REMARKS
1.	A	Enter. Stop. Salute. Turn Right and Proceed Working Walk to F.	Straightness on center line. Balance and straightness in Stop. Balance and bend in turn.		
2.	F	Free Walk to M.	Freedom to stretch neck forward and downward. Clear walk rhythm. Straightness and energy.		
3.	M	Working Walk.	Willing and balanced transition. Clear walk rhythm.		
4.	C	Reverse Left. Proceed Working Walk to Y.	Balance and Bend in Turn. Clear walk rhythm.		
5.	M	Free Walk to F.	Freedom to stretch neck forward and downward. Clear walk rhythm. Straightness and energy.		
6.	F	Working Walk to A.	Willing and balanced transition. Clear walk rhythm.		
7.	A	Turn Down Center Line.	Balance and Bend in Turn. Clear walk rhythm. .		
8.	Just past D	Stop. Back 4-6 Steps. Stop. Salute.	Balanced transition, straightness on center line. Balance and straightness in stop and back.		
<i>Exit Arena at Free Walk at A</i>					
COLLECTIVE REMARKS					
Gaits: Freedom and Regularity		x2			
Soft Feel; Refer to definition		x3			
Harmony and Partnership		x2			
Rider: Rider position and effective use of aids		x2			
FURTHER REMARKS					
Subtotal _____					
Errors/Penalties (- _____)					
Total Points _____					

Working Walk — W Stop —
 Free Walk - - - F Back ↑

C D Horsemanship Walk/Walk

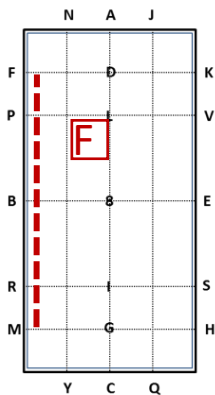
Test 1 Page 1

#1



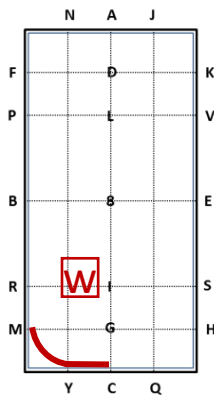
A. Enter. Stop. Salute. Turn Right and Proceed Working Walk to F.

#2



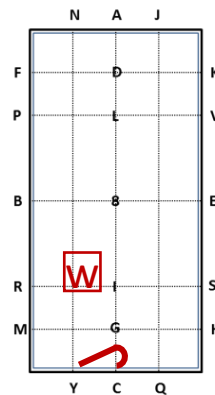
F. Free walk to M.

#3



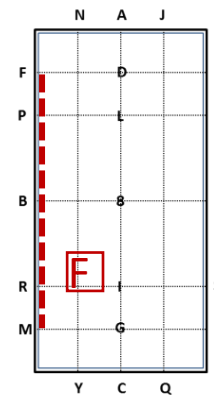
M. Working Walk.

#4



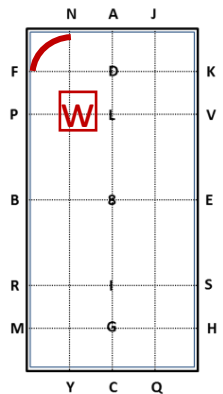
C. Reverse Left. Proceed Working Walk to Y.

#5



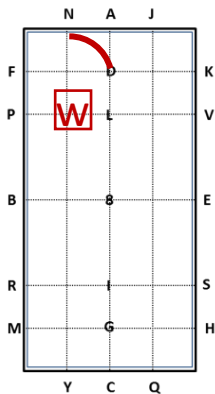
M. Free Walk to F.

#6



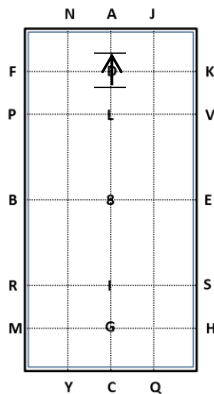
F. Working Walk to A.

#7



A. Turn down centerline.

#8



Just past D. Stop. Back 4-6 Steps. Stop Salute.



Cowboy Dressage® Horsemanship Walk/Walk, Test 1

Call Sheet

1. A Enter. Stop with rider's leg at opening. Salute. Turn Right and Proceed Working Walk to F.
2. F Free Walk to M.
3. M Working Walk.
4. C Reverse Left, Proceed Working Walk to Y.
5. M Free Walk to F.
6. F Working Walk to A.
7. A Turn down centerline to D.
8. Just Past D Stop. Back 4-6 Steps. Stop. Salute.