

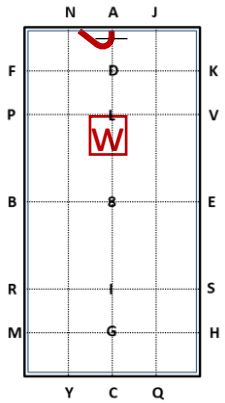
Cowboy Dressage™ Horsemanship Walk, Intermediate Gait, Test 1				NO.	
<u>PURPOSE</u> To introduce the rider and/or horse to Cowboy Dressage. To show an understanding of the basic gaits and geometry while riding the horse with soft feel and harmony.		<u>REQUIREMENTS</u> Working Walk Stop Free Walk Back Reverse at Walk <u>NEW REQUIREMENTS</u> Intermediate Gait		<u>CONDITIONS</u> Arena: Cowboy Dressage 20m x 40 M Average Time: 1:30 Maximum Possible Points: 180	
		TEST	DIRECTIVE IDEAS	POINTS	REMARKS
1.	A	Enter. Stop. Salute. Turn Right and Proceed Working Walk to N.	Straightness on center line. Balance and straightness in Stop. Balance and bend in turn.		
2.	N	Working Walk.	Clear Walk rhythm with energy.		
3.	F	Intermediate Gait to Y.	Clear gait rhythm with energy. Bend in corners, straightness on lines.		
4.	Y	Working Walk to C.	Willing and balanced transition. Clear walk rhythm .		
5.	C	Reverse Left, Proceed Working Walk to Y.	Balance and Bend in Turn. Clear walk rhythm .		
6.	Y	Intermediate Gait to N.	Clear gait rhythm with energy. Bend in corners, straightness on lines.		
7.	N	Working Walk.	Quality and Balance in transition. Clear walk rhythm.		
8.	A	Turn Down Center Line to D.	Balance and Bend in Turn. Clear walk rhythm.		
9.	Just Past D	Stop. Back 4 to 6 Steps. Stop. Salute.	Balanced transition, straightness on center line. Balance and straightness in stop and back.		
<i>Exit Arena at Free Walk at A</i>					
COLLECTIVE REMARKS					
Gaits: Freedom and Regularity		x2			
Soft Feel; Refer to definition		x3			
Harmony and Partnership		x2			
Rider: Rider position and effective use of aids		x2			
FURTHER REMARKS					
Subtotal _____					
Errors/Penalties (- _____)					
Total Points _____					

C D Horsemanship Walk/Intermediate Gait

Test 1

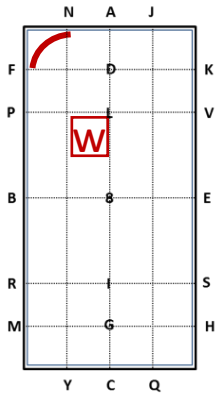
Working Walk - W — Stop —
Intermediate Gait — Back ↑

#1



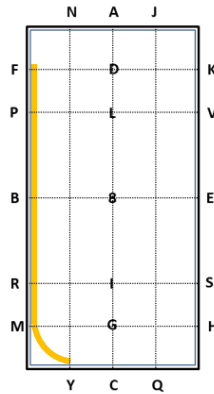
A. Enter. Stop. Salute. Turn Right and Proceed Working Walk to N.

#2



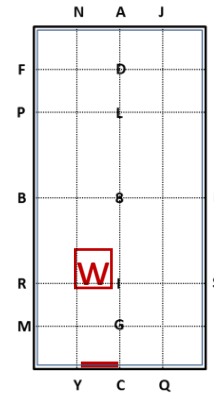
N. Working Walk

#3



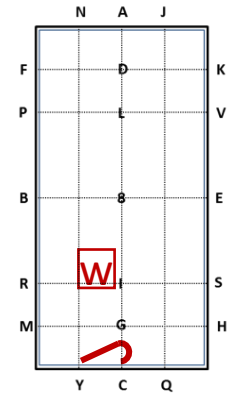
F. Intermediate Gait to Y.

#4



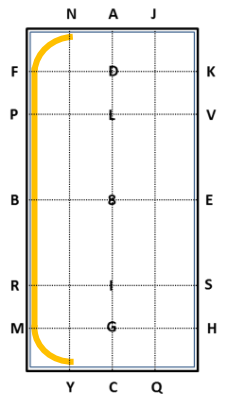
Y. Working Walk to C.

#5



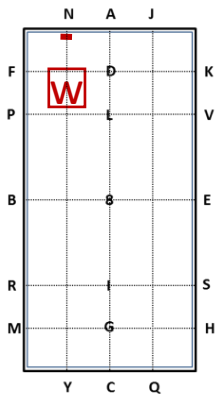
C. Reverse Left, Proceed Working Walk to Y.

#6



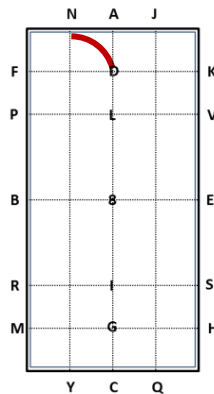
Y. Intermediate Gait to N.

#7



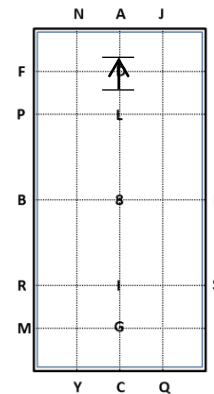
N. Working Walk.

#8



A. Turn Down Center Line to D.

#9



Just past D. Stop. Back 4-6 Steps. Stop Salute.



Cowboy Dressage® Horsemanship Walk/Intermediate Gait, Test 1

Call Sheet

1. A Enter. Stop with rider's leg at opening. Salute. Turn Right and Proceed Working Walk to N.
2. N Working Walk
3. F Intermediate Gait to Y.
4. Y Working Walk to C.
5. C Reverse Left, Proceed Working Walk to Y.
6. Y Intermediate Gait to N.
7. N Working Walk.
8. A Turn down centerline to D.
9. Just Past D Stop. Back 4-6 Steps. Stop. Salute.