

Cowboy Dressage™ Horsemanship Walk, Jog, Lope Test 1				NO.	
<u>PURPOSE</u> To introduce the rider and/or horse to Cowboy Dressage. To show an understanding of the basic gaits and geometry while riding the horse with soft feel and harmony.		<u>REQUIREMENTS</u> Working Walk Stop Free Walk Back Working Jog Free Jog <u>NEW REQUIREMENTS</u> Working Lope Quarter and Half turns on haunches		<u>CONDITIONS</u> Arena: Cowboy Dressage 20m x 40 M Average Time: 1:30 Maximum Possible Points: 190	
		TEST	DIRECTIVE IDEAS	POINTS	REMARKS
1.	A	Enter. Stop. Salute. Quarter Turn on Haunches Right and Proceed Working Jog.	Straightness on center line. Balance and straightness in Stop. Correctness of turn on the haunches. Quality of Transitions.		
2.	Btwn N-F	Working Lope Left Lead to M	Willing, calm transition; quality of jog and lope; bend in corner. Straightness.		
3.	M	Working Jog to Y.	Quality and Balance in transition.		
4.	Y	Working Walk to C.	Willing and balanced transition. Clear walk rhythm .		
5	C	Half Turn on Haunches Left, proceed working jog.	Correctness of turn on the haunches. Quality of Transition.		
6.	Btwn Y-M	Working Lope Right Lead to F.	Willing, calm transition; quality of jog and lope; bend in corner. Straightness.		
7.	F	Working Jog to N.	Quality and Balance in transition.		
8.	N	Working Walk.	Willing and balanced transition. Clear walk rhythm .		
9.	A	Turn Down Centerline to D.	Balance and Bend in Turn. Clear walk rhythm.		
10.	Just Past D	Stop. Back 4 to 6 Steps. Stop. Salute.	Balanced transition, straightness on center line. Balance and straightness in stop and back.		
<i>Exit Arena at Free Walk at A</i>					
COLLECTIVE REMARKS					
Gaits: Freedom and Regularity		x2			
Soft Feel; Refer to definition		x3			
Harmony and Partnership		x2			
Rider: Rider position and effective use of aids		x2			
FURTHER REMARKS					
Subtotal _____					
Errors/Penalties (- _____)					
Total Points _____					

Walk — Working W

Jog — Working W

Lope — Working W

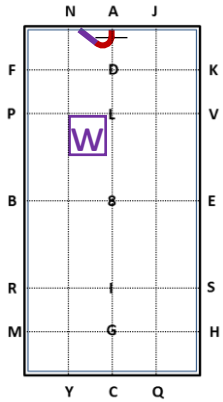
Stop —
Back — ↑

Half Turn on Haunches →

C D Horsemanship Walk/Jog/Lope

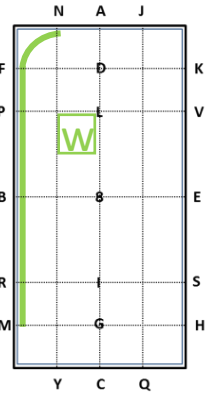
Test 1 Page 1

#1



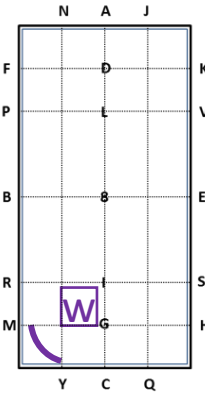
A. Enter. Stop. Salute. Turn Right and Proceed Working Jog.

#2



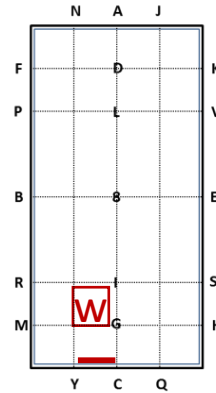
Btwn N and F. Working Lope left lead to M.

#3



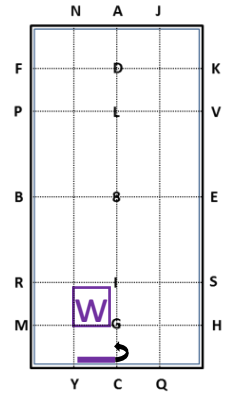
M. Working jog to Y.

#4



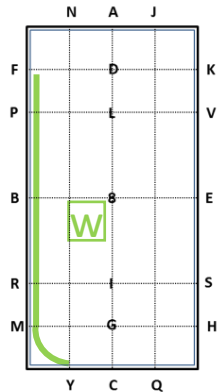
Y. Working Walk to C.

#5



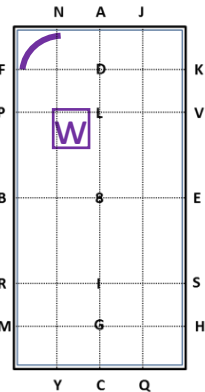
C. Half turn on haunches left, proceed working jog.

#6



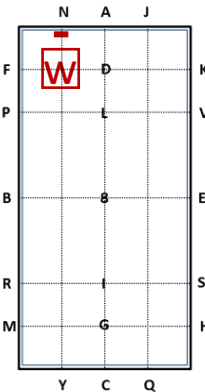
Btwn Y and M. Working Lope Right Lead to F.

#7



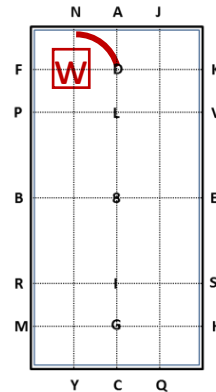
F. Working Jog to N.

#8



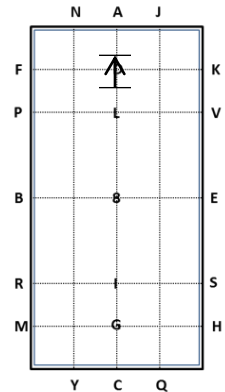
N. Working Walk.

#9



A. Turn down centerline to D.

#10



Just Past D. Stop. Back 4-6 Steps. Stop. Salute.



Cowboy Dressage® Horsemanship

Walk/Jog/Lope, Test 1

Call Sheet

1. A Enter. Stop with rider's leg at opening. Salute. Quarter turn on Haunches Right and Proceed Working Jog.
2. Between N and F Working Lope Left Lead to M.
3. M Working Jog to Y.
4. Y Working Walk to C.
5. C Half Turn on the Haunches Left, proceed working jog.
6. Between Y and M Working Lope right lead to F.
7. F Working Jog to N.
8. N Working Walk.
9. A Turn down centerline to D.
10. Just Past D Stop. Back 4-6 Steps. Stop. Salute.